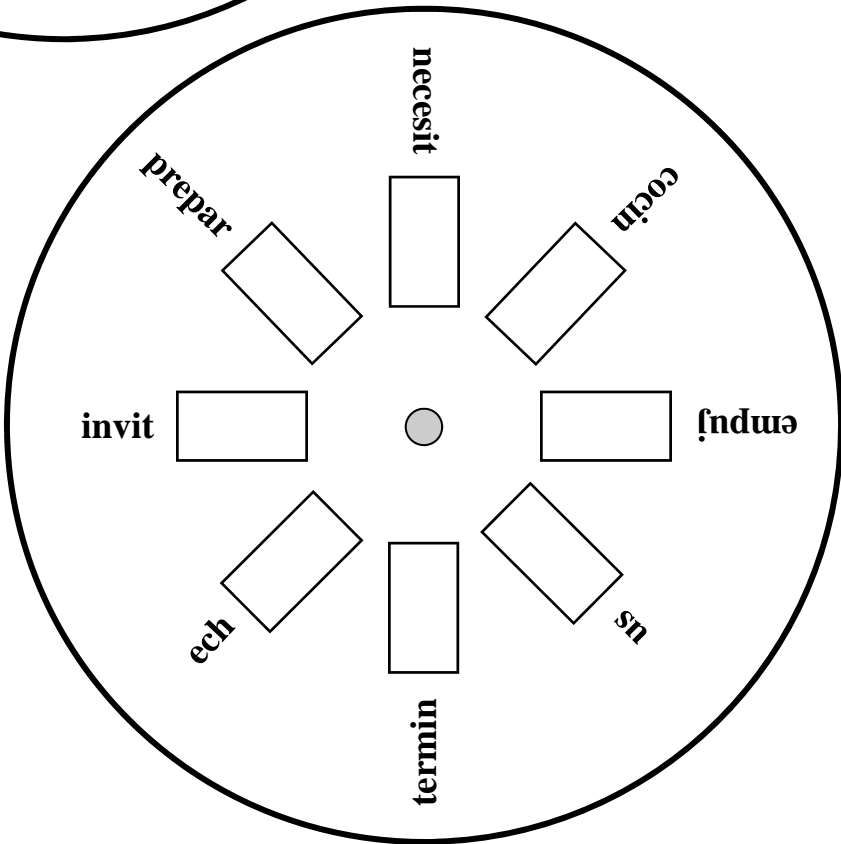
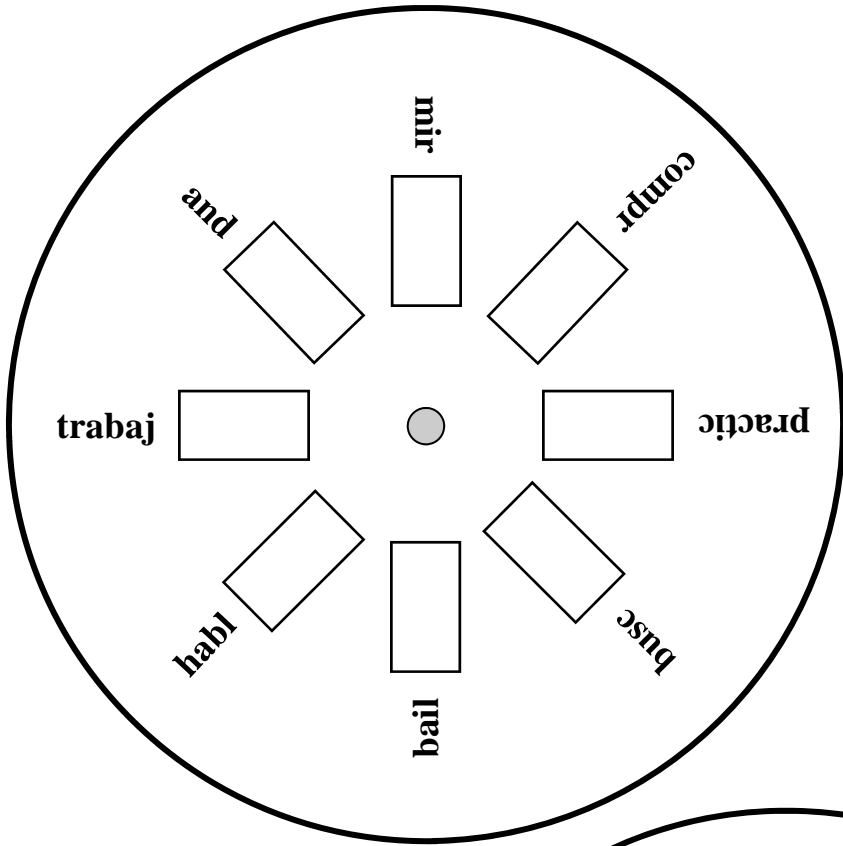


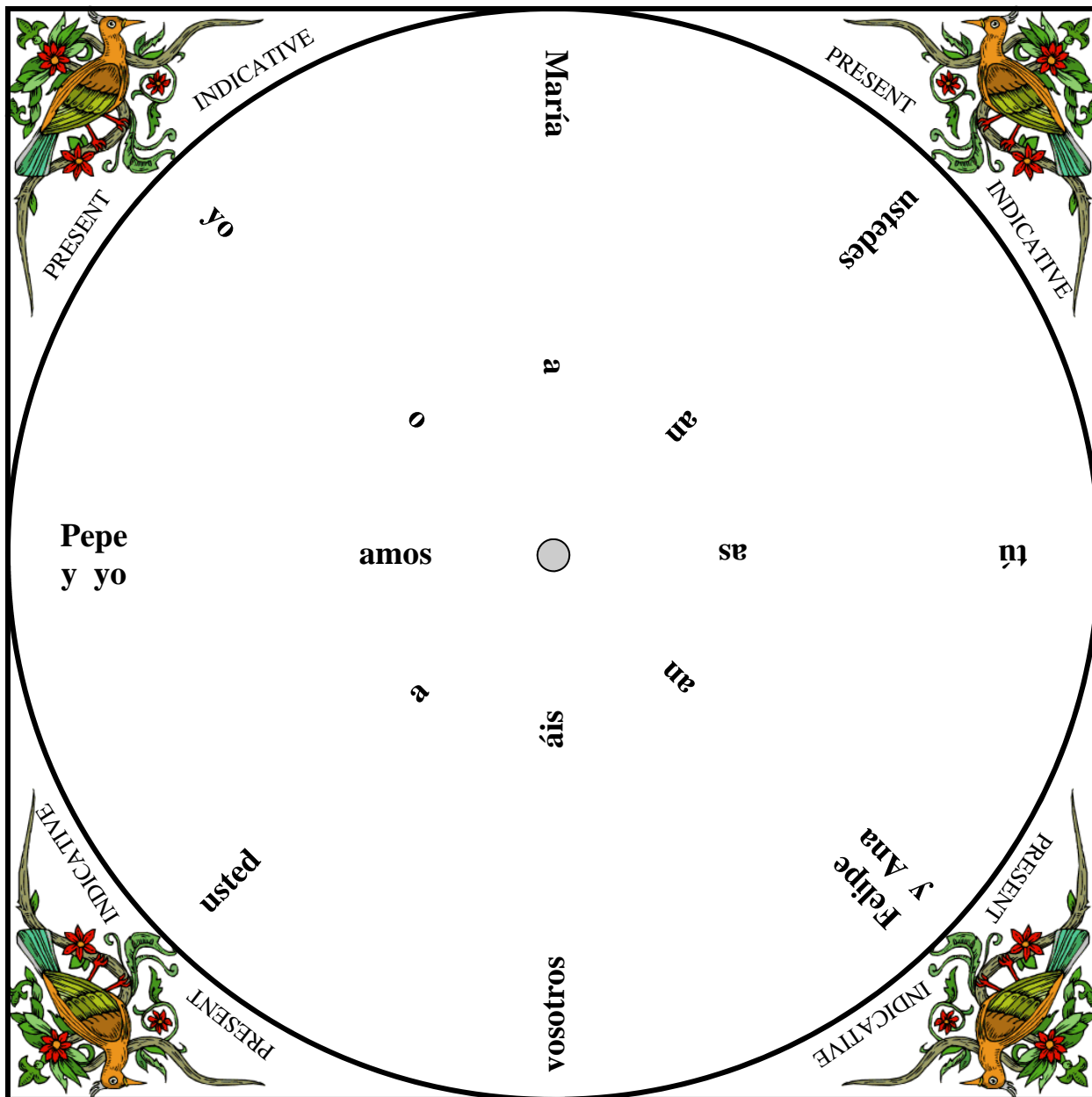
Spanish
Verb
Wheels
~ Free Sample ~



This sample packet contains approximately **one-third** of what is found in Verb Wheel activity sets.

The actual content of the sets is similar, but they contain different subjects, verbs, and verb endings.





Assembly Instructions:

NOTE: Metal brads (two-pronged paper fasteners) are needed for verb wheels. These can be purchased where office supplies are sold, approximately 100 brads for \$1 to \$3. An exacto or other craft knife is also needed.

If at all possible, print wheels on card stock (heavy paper). You may also want to laminate them or cover them with clear contact paper before cutting.

Cut out around square surrounding large circle. Cut out around a smaller circle, and use an exacto or other craft knife to cut just INSIDE the black boxes near the center.

Use the knife to cut an asterisk (*) inside the center gray circle of each piece. Place one smaller circle on top of the larger and push one metal brad through both layers.

Flip over to the back side and open the two prongs, allowing enough looseness for the top wheel to turn easily. Give wheels to students for practice in class, at home, or for use with the included worksheets.





Verb Wheels Practice



Conjugate each verb by adding the correct ending. Then write the English translation for each.

- usted necesit _____ = _____
- Felipe y Ana bail _____ = _____
- yo practic _____ = _____
- María ech _____ = _____
- Pepe y yo compr _____ = _____
- tú prepar _____ = _____
- ustedes habl _____ = _____
- yo us _____ = _____
- vosotros busc _____ = _____
- usted empuj _____ = _____
- tú termin _____ = _____
- María trabaj _____ = _____
- Felipe y Ana mir _____ = _____
- ustedes invit _____ = _____
- Pepe y yo and _____ = _____
- yo cocin _____ = _____
- ellos ech _____ = _____
- ella empuj _____ = _____
- nosotros trabaj _____ = _____
- él mir _____ = _____





Verb Wheels Practice **KEY**



Conjugate each verb by adding the correct ending. Then write the English translation for each.

usted necesit a	=	you need
Felipe y Ana bail an	=	Felipe and Ana dance
yo practic o	=	I practice
María ech a	=	María throws/pitches
Pepe y yo compr amos	=	Pepe and I buy
tú prepar as	=	you prepare
ustedes habl an	=	you all speak/talk
yo us o	=	I use
vosotros busc áis	=	you all look for
usted empuj a	=	you push
tú termin as	=	you finish/end
María trabaj a	=	María works
Felipe y Ana mir an	=	Felipe and Ana watch/look at
ustedes invit an	=	you all invite
Pepe y yo and amos	=	Pepe and I walk
yo cocin o	=	I cook
ellos ech an	=	they throw/pitch
ella empuj a	=	she pushes
nosotros trabaj amos	=	we work
él mir a	=	he watches/looks at

